

MIRONOTOUCH

MIRONOTOUCH

safety and hygiene in the bathroom



Miro Europe

COMPANY

PROFILE

Fresh and modern, the Miro Europe brand was born in 2001 based on a twenty-year long experience in the taps and fittings sector which then evolved into a range of alternative and winning products for the bathroom fitting sector. Our winning strategy was to focus all energies on quality, so as to grow through innovation and constant update of our product range. Today, Miro Europe is a company evolving on a constant basis and searching for the most functional products with a captivating design. Renown on the international market as one of the Italian leading companies for the production of the widest range of showers systems with a rich selection of fittings with no equal within the sector.

Miro Europe's assortment includes an important and top-notch bathroom accessory program divided in various product categories such as shower panels, shower columns, sliding rails and shower kits, AISI304 stainless steel floor drains and floor channels, AISI304 stainless steel ceiling and wall shower systems, shower heads and arms, high-quality PVC flexible hoses, angle valves and much more. Our technical department is constantly searching for new solutions to develop innovative items where technology and design are distinctive marks for all our clients around the world. Last but not least, the efficiency and kindness characterizing all our staff make Miro Europe just the best partner.

Giovane e moderno, il brand Miro Europe è nato nel 2001 a seguito di una ventennale esperienza nel campo della rubinetteria e poi evolutasi con una gamma di prodotti alternativi e vincenti nell'accessoristica da bagno. La decisione vincente è stata quella di concentrare le energie sulla qualità mirando ad una crescita focalizzata sull'innovazione e costante aggiornamento della gamma prodotti.

Nella rosa dell'assortimento Miro Europe è presente un importante programma di accessoristica da bagno di alto livello suddivisa in diverse categorie di prodotti quali, pannelli doccia, colonne doccia, saliscendi e kit doccia, canaline e scarichi a pavimento in acciaio AISI304, soffioni a soffitto, a muro e tradizionali e relativi bracci doccia, in acciaio inox AISI304, flessibili in PVC di alta qualità, rubinettini sottolavabo e molto altro ancora. L'ufficio tecnico- design è costantemente alla ricerca di nuove soluzioni per lo sviluppo di articoli innovativi dove tecnologia e design sono peculiarità riconosciute da tutti i clienti Miro Europe nel mondo. Ultimo ma non per importanza, l'efficienza e la cortesia dei propri collaboratori fanno di Miro Europe un partner ideale.



HIGHEST RELIABILITY

At Miro Europe we strive to offer our clients the best possible service in the name of reliability. For this reason, we achieved the most important quality certifications such as ISO 9001: 2015 issued by “Accredia” and “Bureau Veritas”, the most important certifiers on the market, and Italcheck - Index on which platform one can consult the origin data of the single products. All Miro Europe products are tested by TecnoLab Official Laboratories.

Il marchio Miro Europe offre garanzie sia di servizio eccellente che di affidabilità dei suoi prodotti. Significativa è l'acquisizione delle più importanti certificazioni di qualità internazionali quali ISO 9001:2015 rilasciate da “Accredia” e “Bureau Veritas” gli enti certificatori di maggior spicco ed Italcheck - Index sulla cui piattaforma si possono reperire i dati di provenienza dei singoli prodotti. Tutti i prodotti Miro Europe sono testati dai laboratori ufficiali TecnoLab.

We care for...

WATER SAVING

WATER SAVING IS OUR PRIORITY:

Since the beginning of its activity, Miro Europe has focused on the solution of Water Saving with best performance and provide a valuable contribution to climate and environmental protection by conserving water and reduce energy consumption in the production of water without sacrificing comfort of use.

In collaboration with Neoperl International, Miro Europe has developed a wide range of water saving solutions on all water delivery systems in assortment.

Today all Miro Europe products are in conformity with water saving rules worldwide.

IL RISPARMIO IDRICO È UNA NOSTRA PRIORITÀ:

Dall'inizio della sua attività, Miro Europe si è concentrata sulla soluzione del risparmio idrico con le migliori prestazioni per fornire un contributo prezioso alla protezione del clima e dell'ambiente conservando l'acqua e riducendo il consumo di energia nella produzione di acqua senza sacrificare il comfort di utilizzo.

In collaborazione con Neoperl International, Miro Europe ha sviluppato una vasta gamma di soluzioni per il risparmio idrico su tutti i sistemi di distribuzione dell'acqua in assortment.

Oggi tutti i prodotti Miro Europe sono conformi alle norme sul risparmio idrico in tutto il mondo.






PROJECTS

Some of our references.

4th Precinct Stadium
5 Stars Hotel
5th Precinct Stadium
6th Precinct Stadium
Al Khaliji Lusail Towers
Al Messila Hotel & Spa
Doha Oasis
Grande Mercure
High Trauma E Emergency Ex.
Marriot Hotel Doha Refurbishment
Nusr Et Steak house
Salwa Resort
Waldorf Astoria Hotel
Barwa Fitness
Mwani Building
Le Meridien Palace Vendome
Hotel West Bay Gym
Duhail Gym
Le Mirage City Walk

Dubai Walls
Prestige
Beaver Gulf
Najmat Residential Tower
Adnoc Hq project
Bloom Gardens
Wtc Souk
SOHO Square + Park View
Al Sarfa
Trans Emirates
Al Raha Dunes
The fujaairah Palace
Sameer Al Moughani Villa
Soho
Dubai Hills Project
United Square Development
Marriot hotel
Al Shobaily Project
Qassim University



4th PRECINT STADIUM-QATAR



SOHO SQUARE & PARK VIEW-UAE



DOHA OASIS - QATAR



AL SHOBAILY PROJECT - KSA



MARRIOT HOTEL - PUNE INDIA



AL MESSILA RESORT - DOHA



LE MIRAGE CITY WALK



WALDORF - ASTORIA

CERTIFICATES



COLLABORATIONS

for quality/performance of Miro Europe products.



2 | Years warranty on Sensor device

5 | years warranty on tap (body)

TABLE OF CONTENT



MIRO EUROPE IS UP AND WORKING

WE ARE ALWAYS ON THE MOVE AND CONSTANTLY ON THE LOOKOUT FOR NEW TECHNOLOGICAL AND DESIGN SOLUTIONS.

OUR TECHNICAL DEPARTMENT WORKS FULL STEAM TO DEVISE INNOVATIVE APPLICATIONS: FIRST-CLASS PRODUCTS BUILT TO GUARANTEE THE UTMOST HYGIENE, SAFETY, ENERGY- AND WATER-SAVING AS WELL AS SMARTER SOLUTIONS!

OUR GOAL IS TO PROVIDE OUR CLIENTS AN EVER-EVOLVING PRODUCT REFLECTING MIRO EUROPE'S INDISPUTABLE QUALITY

SOAP DISPENSER




SD.01

Main material: stainless steel

Sense distance: 30-100 mm

Power supply: 8-AA batteries





SENSOR TAP



TT.002.HC

Main material: brass

Sense distance: 16cm (15-17cm)

Power: DC

Environmental Temperature: 1-45°C

Applicable water pressure: 0.02-0.08MPa

Waterproof level of control box Waterproof level 6

Flow Rate Minimum at 0.5MPa: 6L/M

Infrared window: static power consumption $\leq 0.21\text{mw}$ $\leq 35\mu\text{A}$
anti-interference

4-AAbatteries: 200 times a day for two years

Industrial batteries: 200 times a day 5-10 years no need to
replace battery the faucet base assembles foot-cap to keep the
signal wires from being cut off





SENSOR TAP



TT.003.HC

Main material: brass

Sense distance: 16cm (15-17cm)

Power: DC

Environmental Temperature: 1-45° C

Applicable water pressure: 0.02-0.8MPa

Waterproof level of control box: Waterproof level 6

Flow Rate Minimum at 0.5MPa: 6L/M

Infrared window: static power consumption $\leq 0.21\text{mw}$ $\leq 35\mu\text{A}$
anti-interference

4-AAbatteries: 200 times a day far two years

Industrial batteries: 200 times a day 5-10 years no need to replace
battery the faucet base assembles foot-cap to keep the signal
wires from being cut off



SENSOR TAP



TT.004.HC

Main material: brass

Sense distance: 16cm (15-17cm)

Power: DC

Environmental Temperature: 1-45°C

Applicable water pressure: 0.02-0.8MPa

Waterproof level of control box: Waterproof level 6

Flow Rate Minimum at 0.5MPa: 6L/M

Infrared window: static power consumption $\leq 0.21\text{mw} \leq 35\mu\text{A}$
anti-interference

4-AAbatteries: 200 times a day far two years

Industrial batteries: 200 times a day 5-10 years no need to replace
battery the faucet base assembles foot-cap to keep the signal
wires from being cut off



SENSOR TAP



TT.005.HC

Main material: brass

Sense distance: 16cm (16-17cm)

Power: DC

Environmental Temperature: 1-45° C

Applicable water pressure: 0.02-0.8MPa


Waterproof level of control box: Waterproof level 6

Flow Rate Minimum at 0.5MPa: 6L/M

Infrared window: static power consumption $\leq 0.21\text{mw}$ $\leq 35\mu\text{A}$
anti-interference

4-AA batteries: 200 times a day for two years

Industrial batteries: 200 times a day 5-10 years no need to replace
battery the faucet base assembles foot-cap to keep the signal wires
from being cut off





SENSOR TAP



TT.006.HC

Main material: brass

Sense distance: 16cm (15-17cm)

Power: DC

Environmental Temperature: 1-45°C

Applicable water pressure: 0.02-0.8MPa

Waterproof level of control box: Waterproof level 6

Flow Rate Minimum at 0.5MPa: 6L/M

Infrared window: static power consumption $\leq 0.21\text{mw}$ $\leq 35\mu\text{A}$
anti-interference

4-AA batteries: 200 times a day for two years

Industrial batteries: 200 times a day 5-10 years no need to
replace battery the faucet base assembles foot-cap to keep
the signal wires from being cut off





SENSOR TAP



TT.007.HC

Main material: brass

Sense distance: 16cm (15-17cm)

Power: DC

Environmental Temperature: 1-45°C

Applicable water pressure: 0.02-0.8MPa

Waterproof level of control box: Waterproof level 6

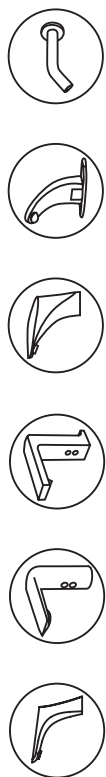
Flow Rate Minimum at 0.5MPa: 6L/M

Infrared window: static power consumption $\leq 0.21\text{mw}$ $\leq 35\mu\text{A}$
anti-interference

4-AA batteries: 200 times a day for two years

Industrial batteries: 200 times a day 5-10 years no need to
replace battery the faucet base assembles foot-cap to keep
the signal wires from being cut off





Specification

MODEL	AUTOMATIC FAUCET	REMARKS
Power	DC6V(AC220V)	DC, AC, AC/DC
Consumption	≤0.5mW	With 4 pieces of AA alkaline battery, it can work for 2 years based 300 sensor times/day
Sensor distance	15-30 cm after checking in factory according to standard inductive board	Can self-adjust after installation, around 10-15 cm
Suitable water pressure	0.1-0.6MPa	
The temperature of environment	0.1-45°C	
Pipe diameter	G1/2"(DN15)	

Installation Diagram of the sensor faucet

1

When you take out the sensor faucet, please check all the accessories are complete.

2

Fix the hose on the faucet body through nut.

3

Aim at the inlet water hose and push the nut up tightly. Position the tap on the basin and use the nut to fix the faucet body.

4

Fix the control box holder to the wall by using provided plastic screw seat and screws at a proper place for the control box.

5

Connect the plugs of power and electronic valve separately with the sensor cable.

6

Connect the end of the 4' water out hose with the faucet body and connect the other end with the water supply valve.

7

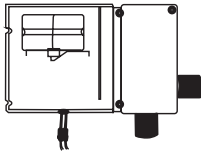
Connect the water supply valve with the water in place of the control box by using water in hose.

8

A - hand wheel
B - G 1/2 water-in (cold)
C - G 1/2 water-out (hot)
D - G 1/2 water-out (composition)
E - check valve
F - rubber gasket

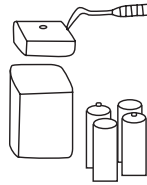
Installation Diagram of power

1



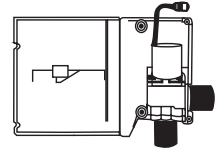
Open the box and take out and cut off the power plug.

2



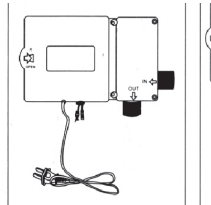
Open the control box and install 4 AA alkaline batteries. Please be aware of the positive and negative poles of the batteries. There is "+" and "-" symbol at the bottom of the case. Then fasten the battery box. (DC)

3



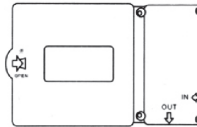
Connect the power plug, put it back and lock the control box.

1



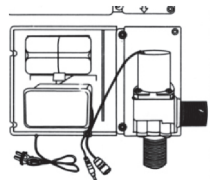
Open the control box, take out the battery box and install the battery. (Same as DC step)

2



When choose the DC, connect the DC red plug with the red cable plug of the faucet. (AC/DC)

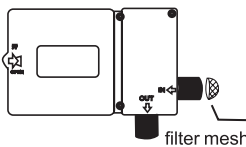
3



When choose the AC, connect the transformer AC red plug with the red cable plug of the faucet and the other end plug of transformer connects with power 220V.

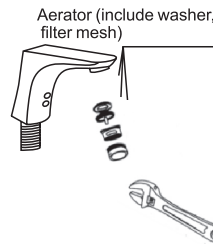
Daily Maintenance

1



Pipe line should be washed before installation to avoid the abnormal operation of the sensor faucet caused by the dirty.

2



If the aerator can not wash after long term using, please buy a new one to replace it.

Respected user:

Thank you for your supporting. Please read this instruction carefully to insure you using our products better and getting better service.

Notice:

Please check all the parts are complete after you opening the package. If there is anything missing, please contact us at once.

1. The faucet was tested by water before leaving factory, it is normal if you find there is some water in it. Please rest assured to use it.
2. Installation should be carried out by a competent person and don't disassemble the faucet to body yourself as it has tested and adjusted by the factory.
3. Please clean the inlet hose and angle valve and to make sure the right installation of the inlet hose and angle valve.
4. Please don't inlay any reflective objects such as stainless steel etc. on the wall opposite sensor window to avoid affecting the normal operation of machine.
5. The installation place for this faucet must avoid directly sunshine or too much light.
6. Please don't use un-disposed polluted water or water containing much impurity for this kind of faucet.
7. Don't soak in water as there is electronic circuit in faucet.
8. Use 1.5V AA alkaline battery (The battery must be produced by standard factory)
9. Don't use mixed brand or model or old and new batteries.

Using instruction:

1. The sensor faucet is in the condition of self-examination.
2. When hands in front of the faucet, the faucet will be turned on automatically.
3. When hands move away, the faucet will be turned off.

Features & Function:

1. Water saving: This faucet has water saving feature for its infrared sensor detects your hands movements. When hands in front of the faucet, the faucet will be turned on automatically and when hands move away, the faucet will be turned off. If the sensor is blocked by an object, the faucet will be turned off after 60 seconds, automatically. If you want the faucet to run more than 60 seconds, please move your hand away for 5 seconds and then reactive faucet.
2. Hygienic: Due to the infrared sensor feature, there is no need to touch faucet to turn on or off the water, which reduces the chance of bacterial contamination and the spreading of infectious diseases.
3. Electric saving: DC Product use 4 AA alkaline batteries, it can use 200 times a day and without replace it within half and one year. (Note: the battery should be produced by standard factory);
4. Easy maintaining: The setup of filter can prevent the sand and solid materials in the water from outflow.
5. Elegant appearance: Streamline design on product exterior caters to modern trends.
6. Self-adjust the scope of detecting: The detecting is adjusted automatically according to the size of washbasin and application condition.



Miro Europe srl

Via Boggia, 4 - 28013 Gattico-Veruno (NO) - ITALY
Tel. +39 0322 880624 - Fax +39 0322 880597
info@miroeuropa.net - www.miroeuropa.net